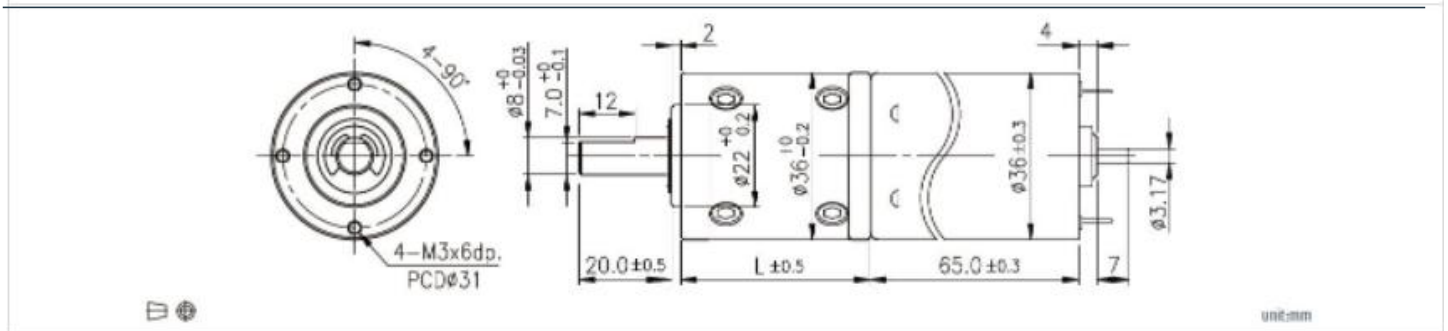


# DC PLANETARY GEAR MOTOR

DP363P-01&02



Appearance Size

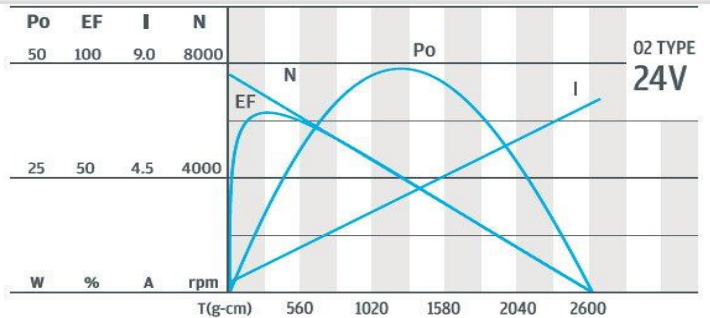
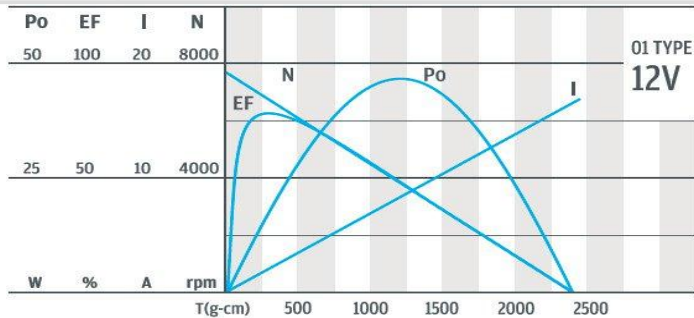


## DC Motor + Gearbox Specifications

	Reduction ratio	1/5	1/1	1/1	1/2	1/5	1/7	1/10	1/13	1/18	1/26	1/516	1/721
1	Rated torque(Kg.	1.1	2.5	3.6	5	8.2	11.	16	20	25	25	30	30
2	Rated speed(rpm	1250	475	340	243	129	92	66	47.2	34.8	25.1	13.2	9.5
2	Rated torque(Kg.	1.1	2.7	3.8	5.3	8.7	12	17	20	25	25	30	30
4	Rated speed(rpm	1240	470	335	240	127	91	65	46.5	34.3	24.8	13	9.4
	Rotation directio	CCW											
	Length (L-mm)	33.1	41.8		50.5				59.2				

## DC Motor Specifications

Rated volt(V)	Rated torque (g.cm)	Rated speed(rpm)	Rated current(mA)	No load speed(rpm)	No load current(mA)	Weight(g)
12	270	6570	<=2050	7500	<=300	222
24	285	6480	<=1050	7500	<=210	224



\* Specification can be customized as the inquiry. Contact: [sales@ichmo.com](mailto:sales@ichmo.com)